



One School
One Team
One Mission:
EXCELLENCE




Complete the student survey:

<https://eprovesurveys.advanc-ed.org/surveys/#/action/133499/16195>

Maude Saunders Elementary School Computer Based Curriculum

	May 18	May 19	May 20	May 21	May 22
P.E.	 Chair Pose Hold for 30 seconds, relax then repeat.	Paper Plate Planks In plank position with paper plates under your feet. Complete 30s each: - mountain climbers -in and out feet -knees to chest 	Commercial Break Can you hold a plank for an entire TV commercial break?	Jump, Jump Jump side-to-side over an object or line for 1 minute straight. Go again but jump front to back. Repeat each jump twice.	Play Catch Grab any kind of ball and play catch with a family member. Keep your eyes on the ball and catch it with your hands not your body.




Complete the student survey: <https://eprovesurveys.advanc-ed.org/surveys/#/action/133499/16195>



Maude Saunders Elementary School Computer Based Curriculum



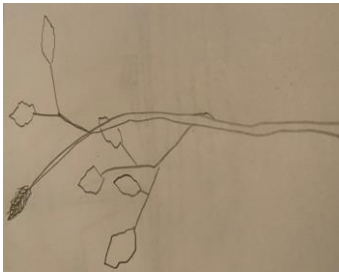



	May 18	May 19	May 20	May 21	May 22
Music	<p>Sing through the alphabet, A–Z.</p> <p>Show our sign language hand signs as you sing. Slowly at first, getting faster each time you practice.</p>	<p>Sing and sign the alphabet, A-Z.</p> <p>Spell your name using hand signs.</p> <p>Now spell other names that you know using hand signs.</p>	<p>Sing and sign the alphabet, A-Z.</p> <p>Spell music words using hand signs.</p> <p>Word list: Music Loud Soft Fast Slow</p> <p>Do you know any other music words you can spell?</p>	<p>Music only uses seven letters, A-B-C-D-E-F-G. They move like a continuous circle.</p> <p>Walk in a small circle (clockwise). For each step, say a letter, ABCDEFG. When you get to G, say A and keep going forward.</p> <p>Gently bounce a soft item (stuffie), move it forward around the circle, as you say each letter going forward. <A-G></p>	<p>Use the seven letters, G-F-E-D-C-B-A to move in a continuous circle.</p> <p>Now walk around the circle backwards (counter-clockwise.) For each step, say a letter, GFEDCBA. When you get to A, say G again and keep going backward.</p> <p>Gently bounce a soft item (stuffie), move it backward around the circle as you say each letter. <G-A></p>



Complete the student survey: <https://eprovesurveys.advanc-ed.org/surveys/#/action/133499/16195>



Maude Saunders Elementary School Computer Based Curriculum

	May 18	May 19	May 20	May 21	May 22
<p>Art #1 Cezanne</p>  <p># 2 Van Gogh</p> 	<p>Observational drawing: Draw a plant. Look at the plant closely. Try to draw exactly what you see. How many stems are on the main stalk? How many leaves does the plant have? What shape are the leaves?</p> 	<p>Draw a still life. Fruit is a traditional subject for drawing. Drawing #1 is a drawing practice of Cezanne's fruit. Try to draw a bowl of apples.</p> 	<p>Draw a picture of the beach. Add many details.</p> 	<p>Draw a picture of your favorite place. In the picture below I drew a picture of my grandmother's driveway and car in the carport from my memory.</p> 	<p>https://www.youtube.com/watch?v=d02HPq7X4cQ&feature=youtu.be Draw a boat. Look at #2 . It is a drawing of the ocean with a boat by Van Gogh. Draw a pirate boat. The you tube video gives you step by step instructions for drawing the boat.</p> 